

Character

1. Mounted with auto-opening valve, auto-lock series can auto-lock when it is pulled out.


2. Widely used, special for connecting of air tools and piping, laying branch port of supplying compressed air in factories.

Ordering Code

YCH 2 - 8x5
 Type Size Port style

Metal Coupler

YHN Quick Coupler



YHN 2-8x5
YHN 2-10x6.5
YHN 2-12x8

YHH Quick Coupler




YHH 2-8x5
YHH 2-10x6.5
YHH 2-12x8

YHM Quick Coupler



YHM 2-02
YHM 2-03
YHM 2-04

YHF Quick Coupler



YHF 2-02
YHF 2-03
YHF 2-04

One Touch

SP Quick Coupler



20SP
30SP
40SP

SH Quick Coupler



20SH
30SH
40SH

SM Quick Coupler



20SM
30SM
40SM

SF Quick Coupler



20SF
30SF
40SF


Two Touch

PP Quick Coupler




20PP
30PP
40PP

PH Quick Coupler




20PH
30PH
40PH

PM Quick Coupler



20PM
30PM
40PM


PF Quick Coupler



20PF
30PF
40PF

Metal Coupler

YHO-2 Round 2 Ways



Size
1/4
3/8

YHO-3 Round 3 Ways




Size
1/4
3/8

YHM-2 Straight 2 Ways




Size
1/4

YHM-3 Straight 3 Ways




Size
1/4

YHM-4 Straight 4 Ways



Size
1/4

YHM-5 Straight 5 Ways



Size
1/4